

Wraparound Initiative Northwest Georgia (WIN Georgia) facilitates, delivers, and coordinates care across multiple systems to serve youth with complex mental health challenges in their community rather than in an out of home placement. WIN Georgia uses a model called High Fidelity Wraparound, an evidence based practice, to obtain better outcomes for families. This informational snapshot is published once a quarter and includes:

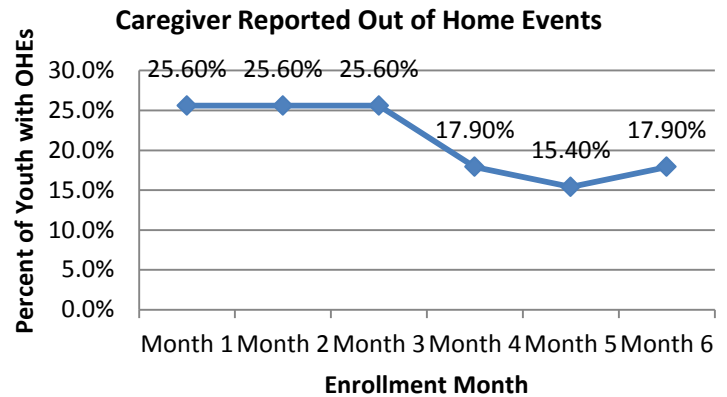
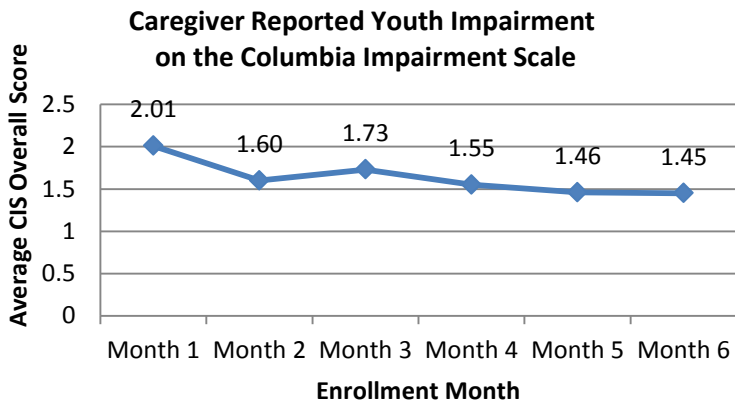
- Wraparound outcomes
- Fidelity to Wraparound model
- Demographics of youth & families served

**WIN Georgia Spotlight**

Through High-Fidelity Wraparound, WIN Georgia served 155 youth from September - November 2011. Of these youth, 27 were newly enrolled during this time frame. This shows that Wraparound is growing and youth & families are deciding to use this unique process.

**Youth in Wraparound Get Better!**

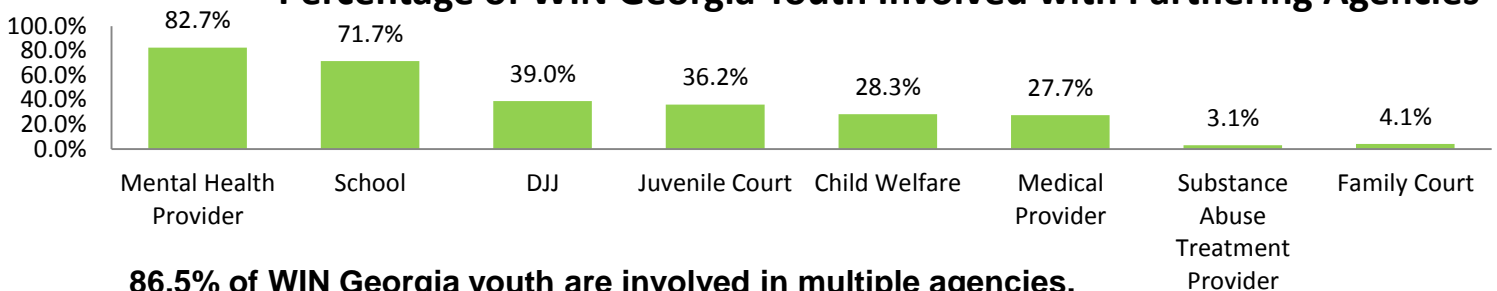
**Youth show statistically significant decrease in impairment after enrolling in WIN Georgia.**



**There was a statistically significant decrease in out of home placements after enrolling in WIN Georgia.**

**Wraparound is a Collaborative Process**

**Percentage of WIN Georgia Youth Involved with Partnering Agencies**



**86.5% of WIN Georgia youth are involved in multiple agencies.**

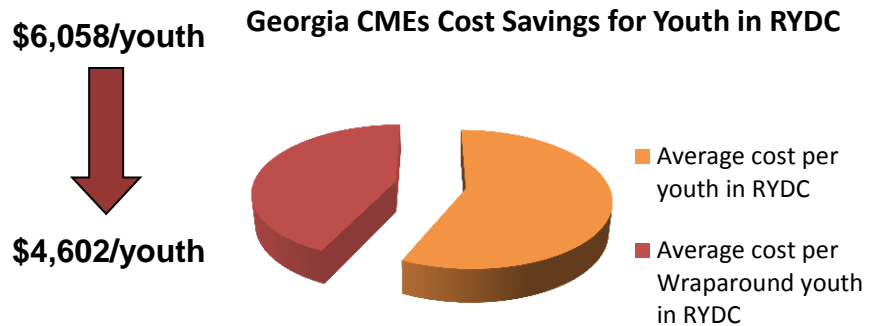
## Wraparound Helps Youth and Families!

- In 85% of Child Family Team Meetings (CFTM), families said their child had a say in the CFT.
- In 82% of CFTMs, families said it was easier to find services since they've been with WIN Georgia.
- In 86% of CFTMs, families said the team is creative in planning services for their child.
- In 85% of CFTMs, families said the team addressed the needs of their family as a whole.

## Georgia CMEs Save Money!

### REDUCING COST OF RESTRICTIVE CARE

- ◆ In FY2011, the average cost for a youth in an RYDC was \$6,058. (Average daily rate = \$260; average Length of Stay [LOS] = 23.3 days)
- ◆ In FY2011, during Wraparound involvement, costs were reduced to \$4,602 per youth (Average LOS = 17.7 days)

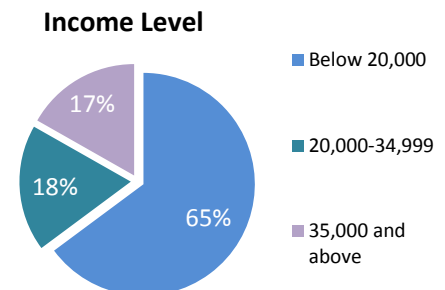


## Youth Served by WIN Georgia\*

\*From June 1, 2010 – November 30, 2011, WIN Georgia has served youth with the below demographics

Youth Demographic Characteristics	CBAY	Non-Waiver	Total
<i>Gender</i>			
Female	36 (35%)	68 (29%)	104 (31%)
Male	67 (65%)	168 (71%)	235 (69%)
<i>Race/Ethnicity<sup>1</sup></i>			
White	63 (61%)	172 (73%)	235 (69%)
Black or African-American	18 (18%)	21 (9%)	39 (11%)
Hispanic	11 (11%)	12 (5%)	23 (7%)
Other	16 (16%)	32 (13%)	48 (14%)
<i>Age</i>			
Below 12	31 (30%)	71 (30%)	102 (30%)
13 – 17	64 (62%)	141 (59%)	205 (60%)
18 or above	8 (8%)	25 (11%)	33 (10%)

65% of families served have an income below \$20,000.



N = 185

<sup>1</sup>Percentages may add to more than 100% because people may choose more than one race/ethnicity.



For more information about WIN Georgia, please visit the WIN Georgia website:

[www.wingorgia.org](http://www.wingorgia.org)

